

HC & CW SERIES

Heating & Cooling Coils

FEATURES


- Designed for use with matching Canarm 200, IDB or 9200 Series Duct Blower & Filter Section.
- Modular concept provides the flexibility and convenience of assembling readily available components into a system to meet custom heating and cooling requirements.
- Lead free construction - Safe for use with potable water systems.
- Grey baked powder coat cabinet finish.
- Convenient for both new or renovation installations.
- Aluminum finish on copper tube construction.
- Suitable for remote installation in duct.

All coils are sized to mount to the inlet of the corresponding sized duct blower or coil and filter section as illustrated in the modular set up.

Typical System comprised of Filter section, Heating Coil & Duct Blower

1 - F210 Filter Section
2 - HC-10 Hot Water Coil

3 - CW-10 Cooling Coil
4 - 210 Duct Blower




DUCT BLOWER	MATCHING COIL SECTIONS				INTAKE HOOD
	HEATING COIL	CHILLED WATER COIL	FILTER		
207 / IDB07	HC-07	CW-07	F207A		NA
209 / IDB09 / 9209	HC-09	CW-09	F209A		H9209
210 / IDB10 / 9210	HC-10	CW-10	F210A		H9210
212 / IDB12 / 9212	HC-12	CW-12	F212A		H9212
215 / IDB15 / 9215	HC-15	CW-15	F215A		H9215

HC SERIES

Hot Water Heating Coils

2 Row Coil
Horizontal
or Vertical
Installation



CW SERIES

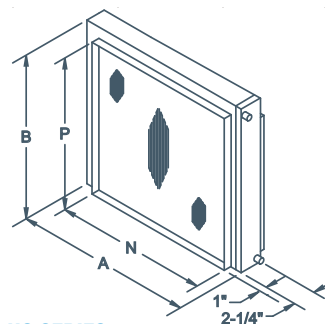

Chilled Water Cooling Coils
with built in Condensate pan

4 Row Coil Sloped
Drain Pan for Positive
Condensate
Removal

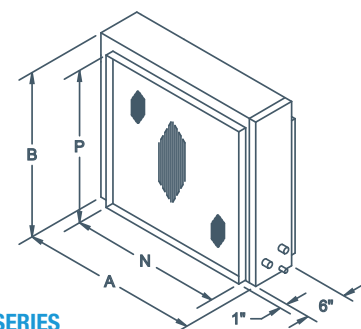
DIMENSIONS

MODEL	HC-CW COILS					HC COILS			CW COILS		
	A (HC)	A (CW)	B	N	P	INLET	OUTLET	WEIGHT (LBS)	INLET	OUTLET	WEIGHT (LBS)
HC-07 & CW-07	17 3/4"	17 3/4"	15 3/8"	16"	13 1/2"	5/8"	5/8"	10	5/8"	5/8"	22
HC-09 & CW-09	21"	21"	18"	19 1/8"	16 1/8"	5/8"	5/8"	14	7/8"	7/8"	29
HC-10 & CW-10	22 1/4"	22 1/4"	20"	20 3/8"	18 1/8"	5/8"	5/8"	17	7/8"	7/8"	36
HC-12 & CW-12	27"	27"	23"	25 1/8"	21 1/8"	3/4"	3/4"	23	7/8"	7/8"	42
HC-15 & CW-15	32 1/2"	33 1/2"	26 3/4"	30 5/8"	25 1/8"	3/4"	3/4"	32	7/8"	7/8"	61

DRAIN IS 5/8" IN -OD



HC SERIES



CW SERIES