



CASING

Double skin; frameless, 1 9/16 inch; mineral wool 5.62 lb/ft³; non-flammable; Outer/Inner skin: zinc-aluminum, EN1886 class: D1, T2, TB2; corrosion resistant according to ISO 12944: class C4.

CONTROLS

Integrated plug and play Carel control unit is supplied ready for operation for all necessary control elements.

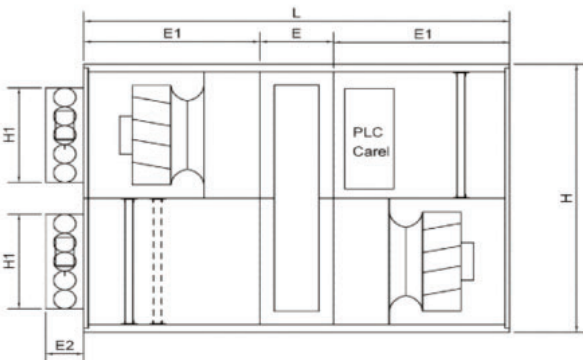
SPECIFICATIONS

MODEL	NOMINAL AIRFLOW (CFM)	EFFICIENCY @NOMINAL	MINIMUM AIRFLOW (CFM)	RECOMMENDED AIRFLOW (CFM)	MAXIMUM AIRFLOW (CFM)	EC MOTORS					SOUND PRESSURE LEVEL @ 1M AWAY dB(A)
						VOLTAGE/ PHASE/HZ	HP/AMPS	RPM	PERM. AMBIENT AIR TEMP. (°F)	MOTOR SOUND POWER LEVEL TO OUTLET dB(A)	
BL02-1500	880	83%	300	1237	1412	120V/1/60HZ	2X0.75HP/3A	2400	-13 TO +104	74	41
BL02-2500	1470	76%	300	1780	2003		2X1HP/3.75A	2300		75	43
BL03-3500	2060	81%	600	2356	2945	230V/3/60HZ	2X2HP/1.8A	2000	-40 TO +140	76	44
BL07-5000	2940	79%	600	3240	4653		2X2HP/2.1A	1200		71	39
BL07-6000	3530	75%	600	4064	5885		2X5HP/4A	1300		77	46

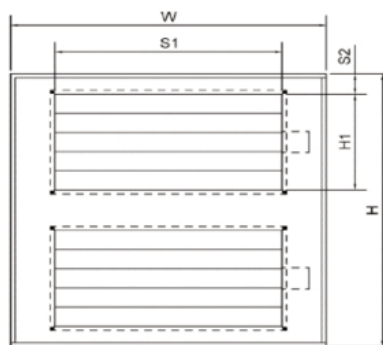
DIMENSIONS

MODEL	DIMENSIONS								
	L	W	H	H1	S1	S2	E	E1	E2
BL02-1500	51 3/16"	37 13/16"	37 13/16"	13 3/4"	23 5/8"	2 1/4"	11 7/16"	19 7/8"	6 11/16"
BL02-2500	51 3/16"	37 13/16"	37 13/16"	13 3/4"	23 5/8"	2 1/4"	11 7/16"	19 7/8"	6 11/16"
BL03-3500	51 1/4"	50 3/4"	49 1/2"	13 3/4"	23 3/4"	8"	11 1/2"	20"	6 3/4"
BL07-5000	75 3/16"	54 3/4"	55 3/4"	19 11/16"	36 3/8"	4 1/8"	13"	31 1/8"	6 11/16"
BL07-6000	75 3/16"	54 3/4"	54 3/4"	19 11/16"	36 3/8"	4 1/8"	13"	31 1/8"	6 11/16"

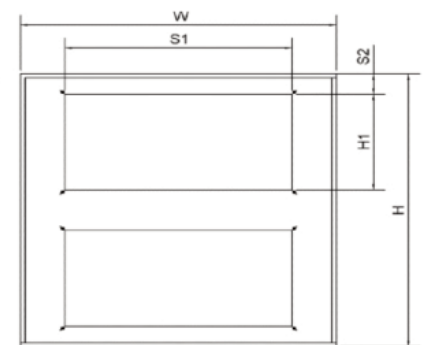
SERVICE SIDE PANEL VIEW



DAMPER SIDE VIEW



END VIEW



ACCESSORIES

Silencers, VAV, CAV, flexible duct connectors, filter pressure switch, DX coil, cooling or heating coil, grills, base feet for floor mount, roof mount, weather hood.