

ACCESSORIES

VAS SERIES

Amp Sensor

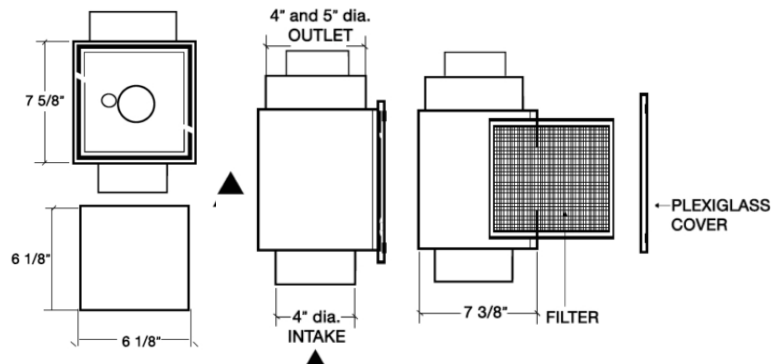
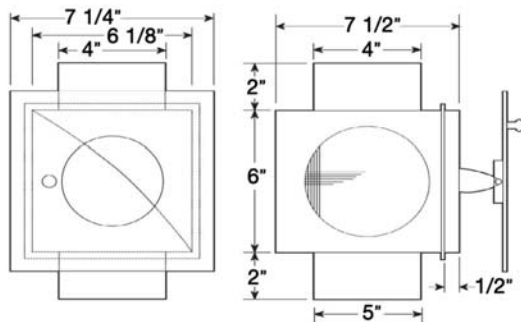
MODEL	INPUT CURRENT	SWITCH RATING	DELAY TIME
VAS 2505	1.2-40 A AC	2.5 A @ 120V AC	5 MINUTES
VAS 2515	0.5-50 A AC		15 MINUTES



LINT TRAP

MODEL# LT-250-45

MODEL# DLT-454



C, CZ SERIES

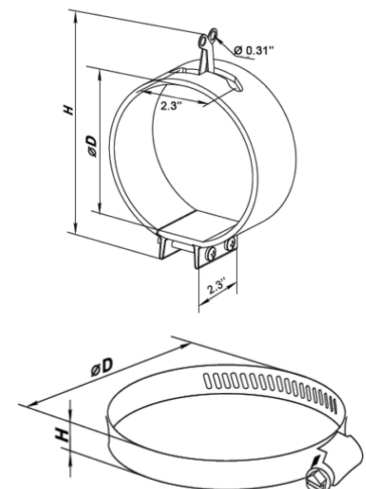
Steel Hose Clamp

MODEL	MEASUREMENTS (IN)	
	DIAMETER	HEIGHT
C 100	3 9/16" - 4 5/16"	3/8"
C 125	4 5/16" - 5 1/8"	3/8"
C 150	5 1/2" - 6 5/16"	3/8"
C 200	7 1/2" - 8 1/4"	3/8"
C 250	9 7/16" - 10 1/4"	3/8"
C 315	11 13/16" - 13"	3/8"
CZ 100	3 15/16"	6 3/4"
CZ 125	4 15/16"	7 13/16"
CZ 150	5 7/8"	8 13/16"
CZ 200	7 7/8"	10 13/16"
CZ 250	9 13/16"	12 13/16"
CZ 315	12 3/8"	14 15/16"

CZ



C



*CZ with rubber seal